

BAU, FORM, DESIGN:



Your manufacturer of Welltec corrugated sheets, trapezoidal sheets and textured sheets made out of

- stainless steel
- steel
- aluminium
- brass
- copper and all other metals

We produce to your wishes

Dimensions

- In sizes up to 5,000 mm in sheet length or overall width
- in thicknesses from 0.5 mm to 10 mm

Surfaces

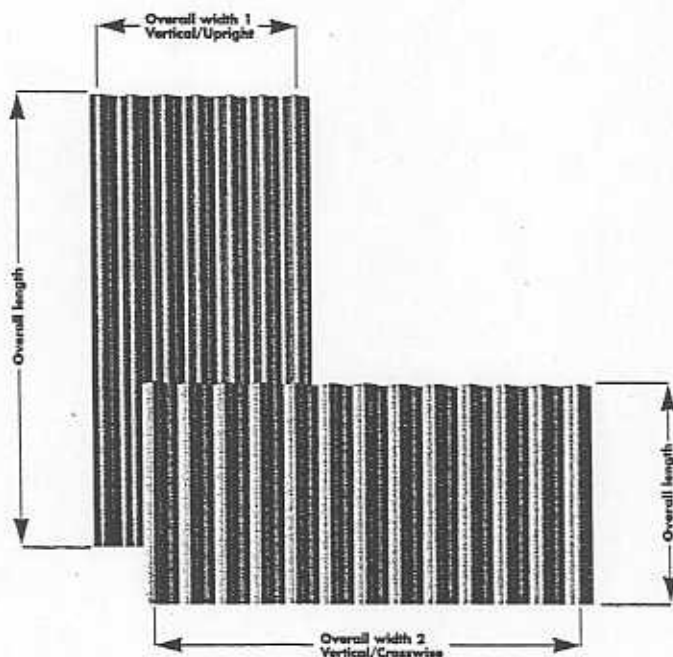
in any desired finish, e.g.:
etched, polished, sand-blasted, textured

Crown bowing

Welltec elements bowed against the corrugation are available on request in various shapes and materials in overall widths up to 1,800 mm and radii > 500 mm.

Fabrication

Of course we will cut the sheets to any desired length and width, with any types of edging, hole patterns and contours.



Please state the desired shapes and overall lengths when ordering. Limited dimensions for brass and copper apply on request. Special sizes in other materials are likewise available on request.

Welltec brings the brilliance of metal onto and into your objects and properties.

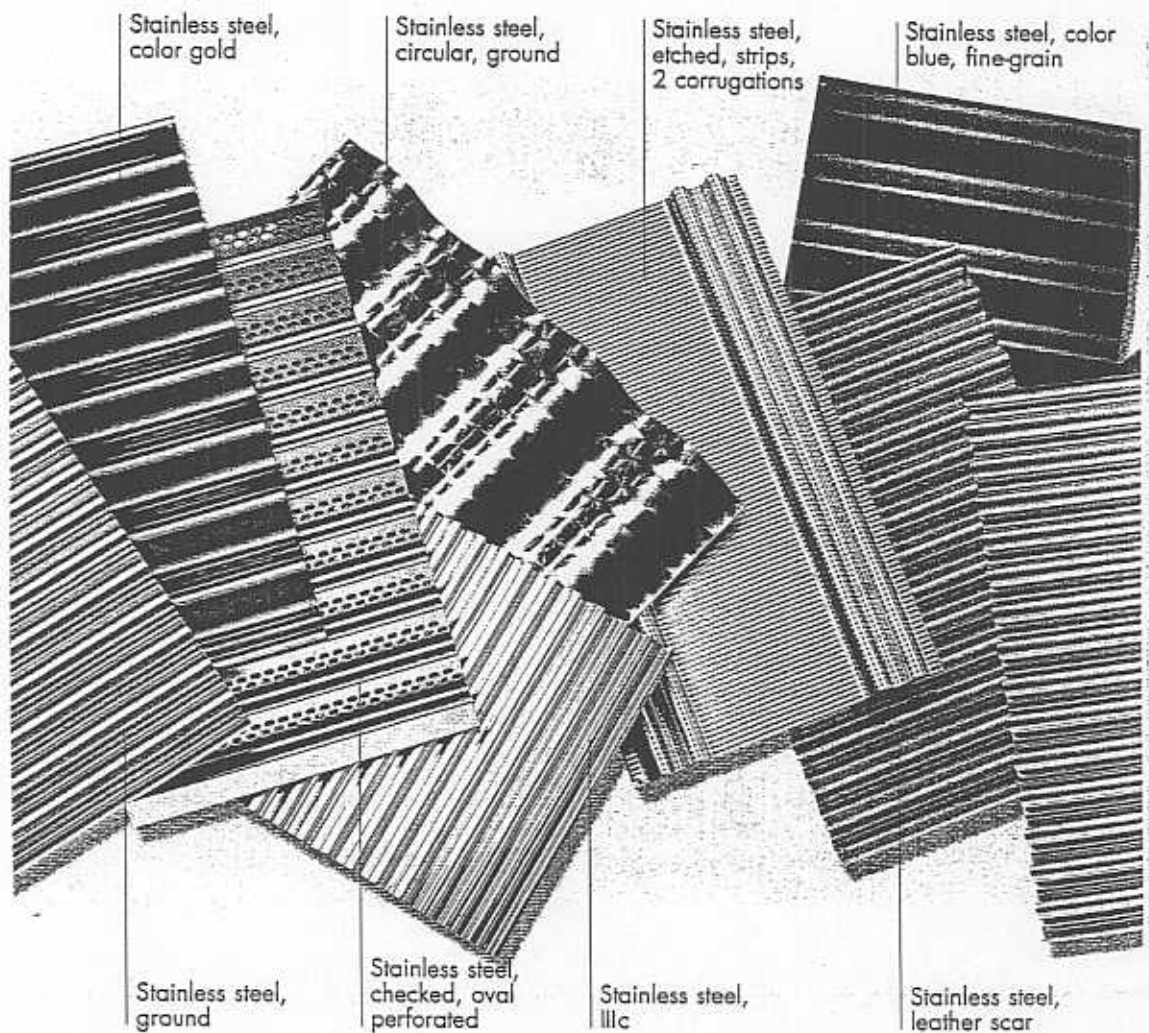
By using Welltec you demonstrate not only modernity and functionality.

You set impressive and lasting standards and break new ground.

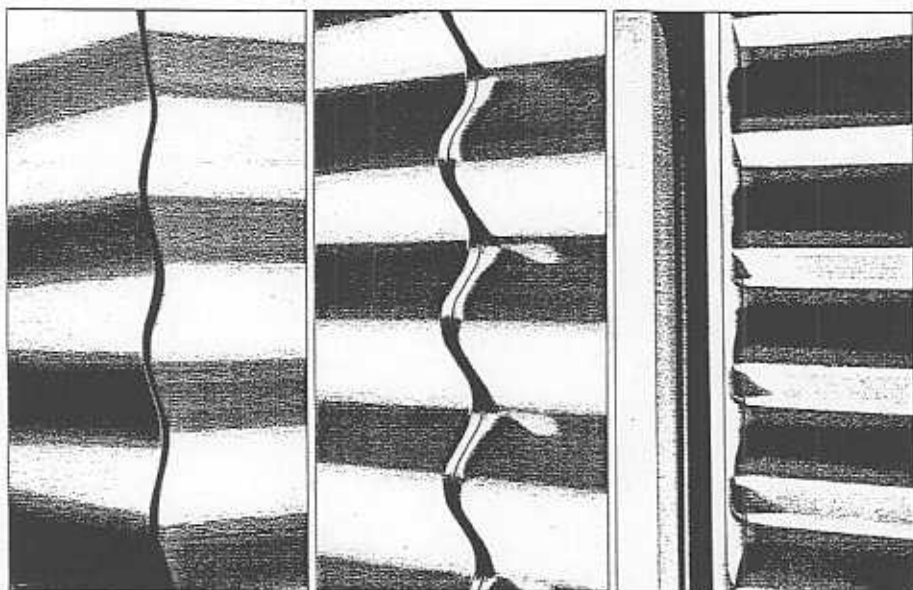
The range of surfaces stretches from rolled bright, through blasted, to industrial-polished or etched.

Solid or perforated.

In a wide variety of textures and colors.



Brackets, joints and borders




Welltec permits professional corner solutions without cover panels - only with visible joints and profile sheets.

In horizontal mounting irregularities can be equalized without problem - with Welltec

struts, mounted flush, or at an angle to the surface.

Welltec also provides attractive and highly stable borders; and fabrication also includes exact fixtures in ducts and sections.

Perforations



Welltec combines high-class design with outstanding function. Perforated Welltec is also widely used for soundproofing ceiling elements.


Various executions can be supplied, either over entire areas or with partial perforation.

MM
group No.

Group: W

Max.
overall length
in mm

W-6/15




3,000

W-6/32



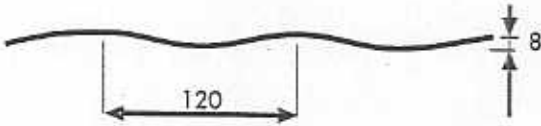
5,000

W-8/25



3,000

W-8/120




5,000

W-10/60



5,000

W-15/40



5,000

W-18/76



5,000

MM
group No.

Group: W

Max.
overall length
in mm

W-20/50



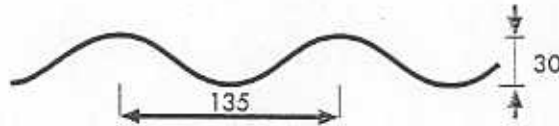
5,000

W-27/100



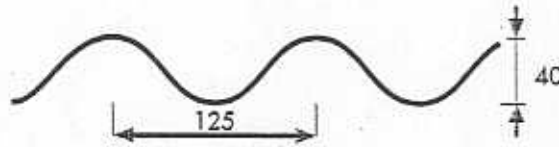
5,000

W-30/135




5,000

W-40/125



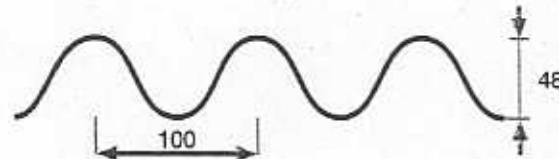
5,000

W-45/250



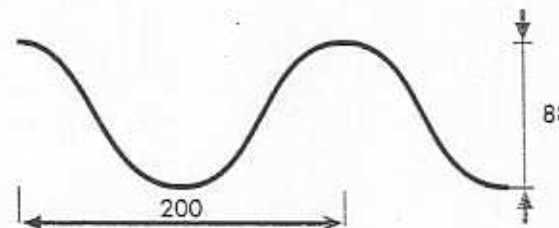
5,000

W-48/100



5,000

W-88/200



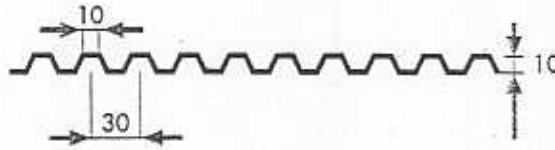
5,000

MM
group No.

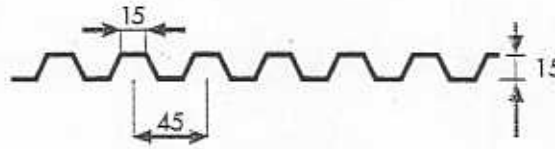
Group: T

Max
overall length
in mm
3,000
3,000
5,000
5,000
5,000
3,000

T-10/30



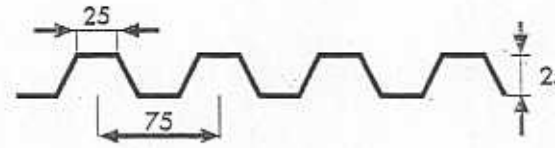
T-15/45



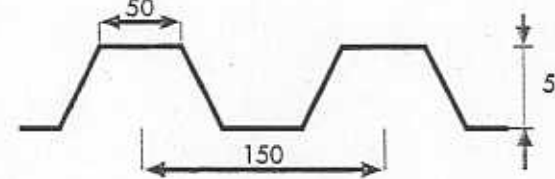
T-20/60



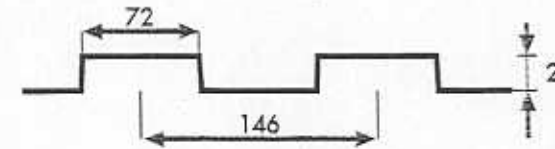
T-25/75



T-50/150



T-21/146

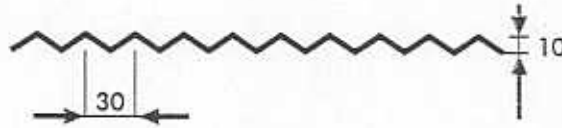


MM
group No

Group: Z

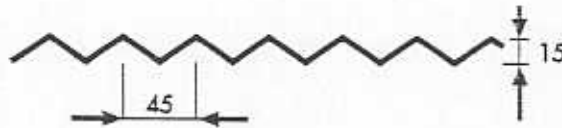
Max
overall length
in mm

Z-10/30



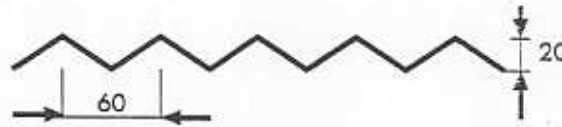
3,000

Z-15/45



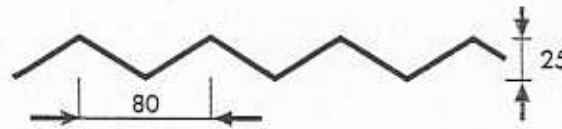
3,000

Z-20/60



3,000

Z-25/80



3,000

Z-50/120

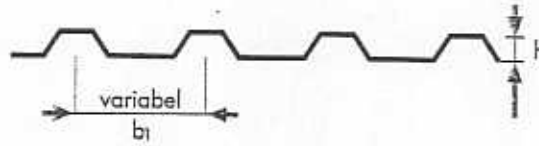


3,000

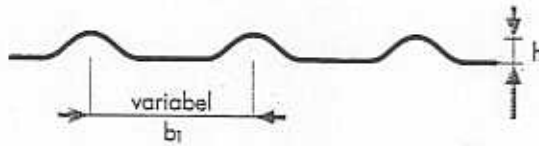
MN
group-No.

Group: S

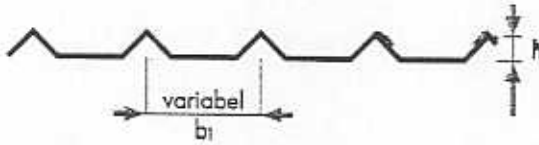
ST-H



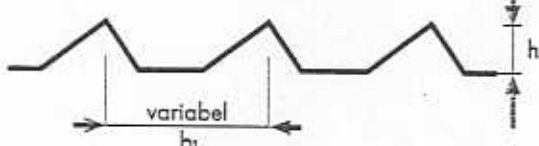
SW-H



SZ-H



SZ-A



SZ-25/50



Max.
overall length
in mm:

3,000

3,000

3,000

3,000

3,000

The value for the size H can be freely selected from groups W, T and Z.

All our Welltec products can be supplied with holes drilled, with individual hole patterns, perforations, etc.


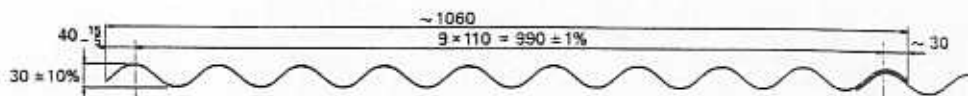
We would be glad to give a quotation on request for any other shapes.

This product list is subject to technical changes in the dimensions and designs. This product list replaces all previous product lists.

Bestell-Nr.	Wellung mm	Dicke mm	Länge mm	Breite mm	Nutzbreite mm	Fassaden-/Deckenfläche kg/m ²	Fassaden-/Deckenfläche m ² /m	Gewicht ca. kg
91201-14 ¹	110 x 30	0,8	5000	1060	990	2,76	0,990	14,6
91201-22 ¹	110 x 30	0,8	7000	1060	990	2,76	0,990	20,5
91201-30 ²	110 x 30	0,8	7000	1060	990	2,81	0,990	20,7

¹ Walzblech (walzblank)

² Vorderseite Polyesterlack Al-901 metallisé
Rückseite Schutzlack RAL 7035 lichtgrau

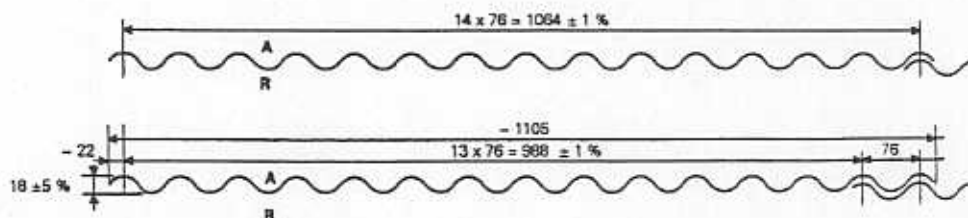


Fassaden und Bedachungen

Bestell-Nr.	Wellung mm	Dicke mm	Länge mm	Breite mm	Nutzbreite mm	Fassaden-/Deckenfläche kg/m ²	Fassaden-/Deckenfläche m ² /m	Gewicht ca. kg
91100-11 ¹	76 x 18	0,8	5000	1105	1064	2,57	1,064	14,2
91100-20 ¹	76 x 18	0,8	7000	1105	1064	2,57	1,064	19,9
91100-38 ²	76 x 18	0,8	5000	1105	1064	2,63	1,064	14,4
91100-40 ²	76 x 18	0,8	7000	1105	1064	2,63	1,064	20,1


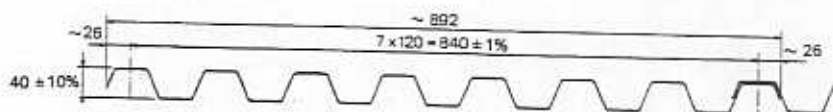
¹ Walzblech (walzblank)

² Vorderseite Polyesterlack Al-901 metallisé
Rückseite Schutzlack RAL 7035 lichtgrau



Fassaden und Bedachungen, walzblank

Bestell-Nr.	Wellung mm	Dicke mm	Länge mm	Breite mm	Nutzbreite mm	Fassaden-/Deckenfläche kg/m ²	Fassaden-/Deckenfläche m ² /m	Gewicht ca. kg
92201-19	120 x 40	0,8	5000	892	840	3,25	0,840	14,5
92201-27	120 x 40	0,8	7000	892	840	3,25	0,840	20,3



Fassaden und Decken, walzblank

Bestell-Nr.	Wellung mm	Dicke mm	Länge mm	Breite mm	Nutzbreite mm	Fassaden-/Deckenfläche kg/m ²	Fassaden-/Deckenfläche m ² /m	Gewicht ca. kg
92104-15	100 x 25	0,7	5000	947,5	900	2,65	0,900	12,6
92104-23	100 x 25	0,7	7000	947,5	900	2,65	0,900	17,6

